

6.4.1. Security incidents

6.4.1. Security incidents

During the period between 1 May 2024 and 26 September 2025, there were 11 776 security incidents recorded by ACLED in Lebanon, of which 264 were coded as battles, 11 388 explosions/remote violence and 124 incidents of violence against civilians.[480](#)

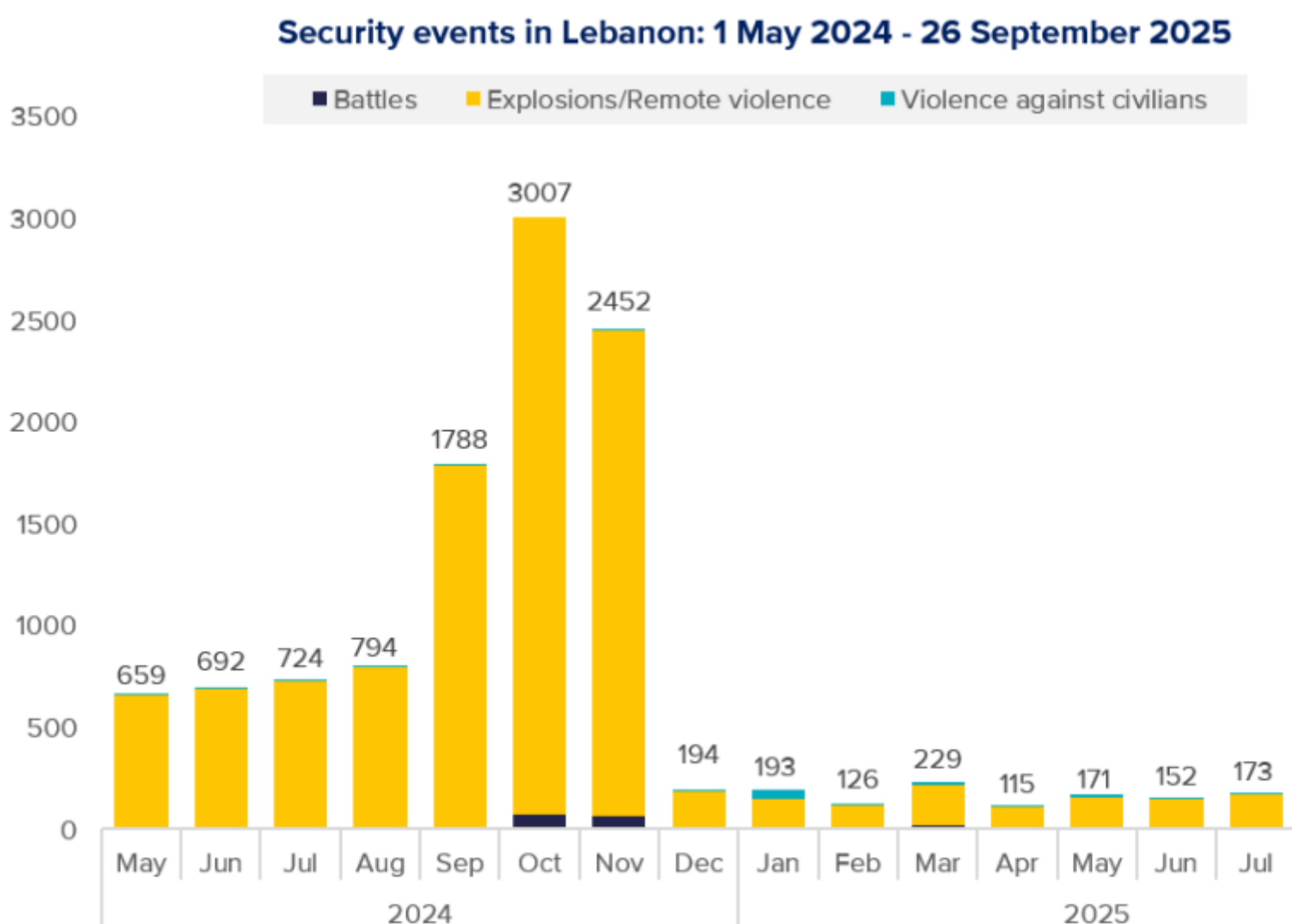


Figure 1. Evolution of ACLED security events coded ‘battles’, ‘explosions/remote violence’ and ‘violence against civilians’ between 1 May 2024 and 26 September 2025.[481](#)

Security incidents were recorded in all Governorates with South and Al Nabatieh Governorates registering the highest numbers during the reference period (6 534 and 3 632 security events respectively). The South

Governorate accounted for 33 % (1 354) of the overall fatalities, followed by Al Nabatieh (27 %, 1 102) and Baalbek-Hermel Governorates (21 %, 874).[482](#)

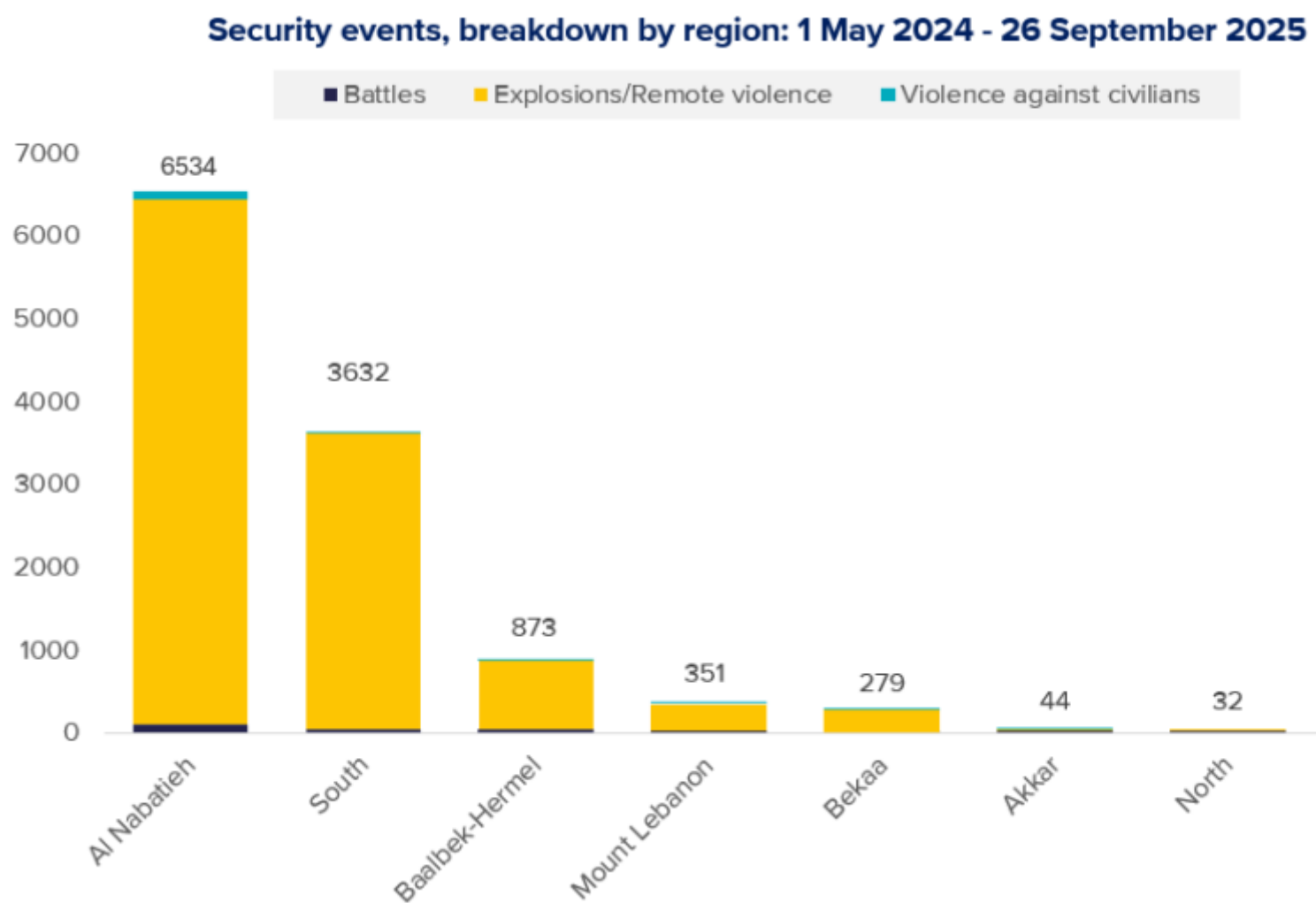


Figure 2. ACLED security events coded ‘battles’, ‘explosions/remote violence’ and ‘violence against civilians’ between 1 May 2024 and 26 September 2025. Breakdown by Governorate based on ACLED data.[483](#)

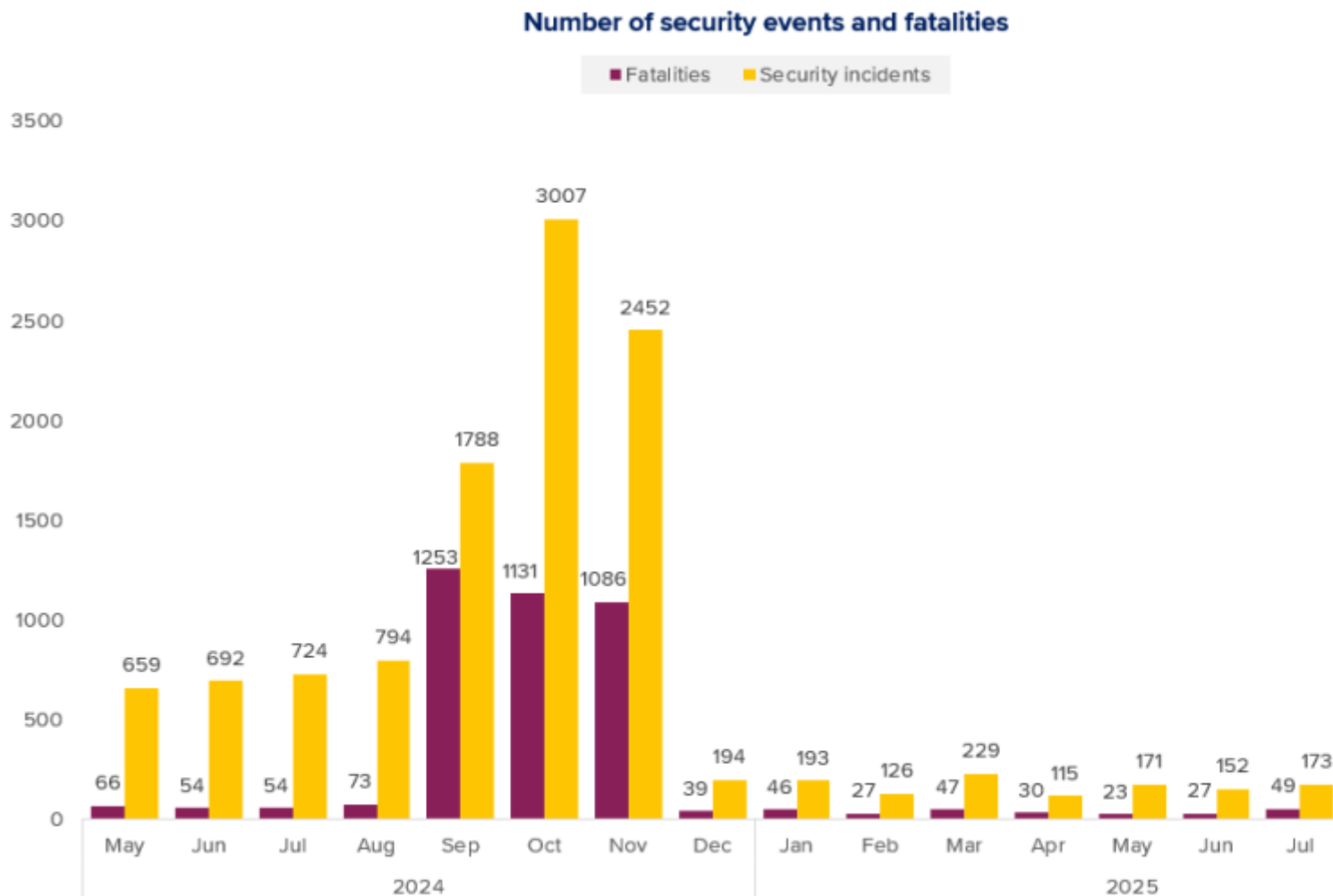


Figure 3. Number of security events and fatalities in Lebanon between 1 May 2024 and 26 September 2025.[484](#)

[480](#)

EUAA analysis based on publicly available ACLED data. ACLED, Curated Data Files, Middle East, as of 26 September 2025, [url](#)

[481](#)

EUAA analysis based on publicly available ACLED data. ACLED, Curated Data Files, Middle East, as of 11 September 2025, [url](#)

[482](#)

EUAA analysis based on publicly available ACLED data. ACLED, Curated Data Files, Middle East, as of 26 September 2025, [url](#)

[483](#)

EUAA analysis based on publicly available ACLED data. ACLED, Curated Data Files, Middle East, as of 26 September 2025, [url](#)

EUAA analysis based on publicly available ACLED data. ACLED, Curated Data Files, Middle East, as of 26 September 2025, [url](#)

© European Union Agency for Asylum 2026 | Email: info@euaa.europa.eu